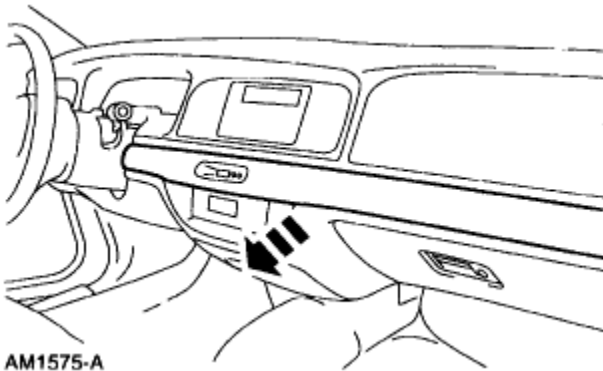


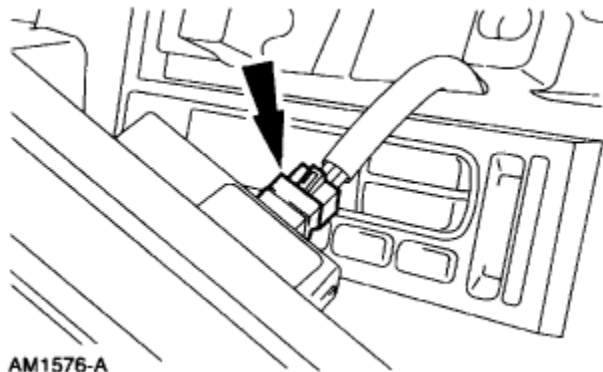
ATC CLIMATE CONTROLLER REMOVAL INSTRUCTIONS FOR 2003 TO 2007 CROWN VIC, GRAND MARQUIS, AND 2003 & 2004 MARAUDER

Electronic Automatic Temperature Controller

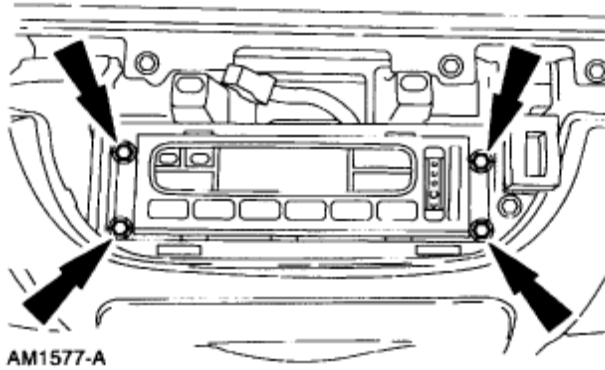
REMOVAL



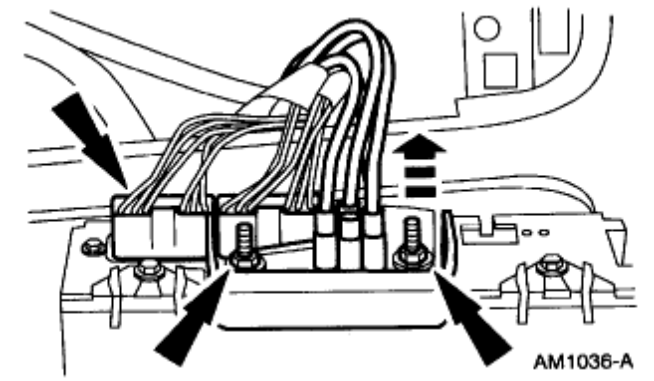
1. Remove the finish panel.



2. Disconnect the connector.



Remove the screws and pull the Electronic Automatic Temperature Control (EATC) module from the instrument panel



4. Remove the EATC module.

- **Remove the nuts and the vacuum harness.**
- **Disconnect the wire harness connectors and remove the EATC module.**

INSTALLATION

- 1. To install, reverse the removal procedure.**

ASI 1-866-983-6688 www.autoecu.com

